

# Richmond Community Schools

35276 Division \* Richmond, Michigan 48062 \* (586) 727-3565 \* [www.richmond.k12.mi.us](http://www.richmond.k12.mi.us)

**Board of Education**  
Deborah Michon, President  
Angela Pacitto, Vice President  
Sandra Fortuna, Secretary  
Margaret Teltow, Treasurer  
Candess Cunningham, Trustee  
Kelly Oldani, Trustee  
Danielle Sutton, Trustee

Brian J. Walmsley, Ed.S.  
Superintendent

Richmond Early Childhood Learning Center  
& Will L. Lee Elementary School  
68399 Forest  
Richmond, Michigan 48062  
Heidi Mangune, Principal  
Michael Gibson, Dean of Students

Richmond Middle School  
35250 Division  
Richmond, Michigan 48062  
Jennifer Marella, Principal  
Open, Dean of Students

Richmond High School  
35320 Division  
Richmond, Michigan 48062  
Andrea Szabo, Principal  
Becky Borwick, Dean of Students

February 9, 2023

Dear Richmond Families and Community Members,

We are pleased to present you with the Annual Education Report (AER,) which provides key information on the 2021-2022 academic progress for Richmond Middle School (RMS.) The AER is required by federal and state law and reports information about student assessment, accountability, and teacher quality. If you have any questions regarding the AER, please contact my office.

The AER is available digitally to view on our district's main website, [www.richmond.k12.mi.us](http://www.richmond.k12.mi.us), or you may review a copy in the main office.

For the 2021-2022 school year, schools were identified using definitions and labels as required in the Every School Succeeds Act (ESSA.) A Targeted Support and Intervention (TSI) school is one that has at least one underperforming subgroup performing at the same level as the lowest 5% of all schools in the state. A Comprehensive Support and Improvement (CSI) school is one whose performance is in the lowest 5% of all schools in the state or has a graduation rate at or below 67%. Some schools are not identified with any of these labels. In these cases, no label is given.

**Our school has not been given any of these labels.**

Outlined in this report will be our RMS academic goals, our 2020-2021 and 2021-2022 M-STEP scores and our current NWEA scores. While we are making gains in many academic areas, we recognize that we still need to demonstrate significant growth in others. When compared with other schools similar to RMS, we need a lot of improvement. To aid in this effort, we have support classes in place in math and language arts for grades 6 through 8, Title 1 and 31-A support for grades 4 and 5, training from the Macomb Intermediate School District (MISD) in several core academic areas, an academic coach, and a student advocate, all to assist our students succeed the best way they can.

State law requires we also report additional information.

*Guaranteed Learning for All Students!*

In compliance with Title VI of the Civil Rights Act of 1964, Title IX of the Education amendments of 1972, Section 504 of Rehabilitation Act of 1973, the Age Discrimination Act of 1975, Title II of the Americans with Disability Act of 1990, and Elliott-Larsen Civil Rights Act of 1977, it is the policy of the Richmond Community School District that no person shall, on the basis of race, color, religion, military status, national origin or ancestry, sex (including sexual orientation), disability, age (except as authorized by law,) height, weight, or marital status be excluded from participation in, be denied the benefits of, or be subjected to, discrimination during any program, activity, service or employment. Inquiries related to any nondiscrimination policies should be directed to the Superintendent, 35276 Division Road, Richmond, MI 48062, (586) 727-3565.



## **1. Process for assigning pupils to the school.**

- a. Students are assigned to our school by the school boundaries.
- b. Student classes are assigned through our school data system taking into consideration the recommendations of teachers and parents, along with student need.
- c. Sixth, seventh, and eighth graders have the chance to request electives in order of preference.
- d. Counselor and Principal schedule the students with the goal of helping as many students as possible be placed into their top choice.

## **2. The status of the 3–5-year school improvement plan.**

We will continue to strive for continuous improvement on our four academic goals: English and language arts, mathematics, social studies, and science.

### **a. English and Language Arts**

- i. By the end of the 2023 school year, students will demonstrate 50% proficiency as evidenced by M-STEP scores.
- ii. By the end of the 2024 school year, students will demonstrate 60% proficiency as evidenced by M-STEP scores.
- iii. By the end of the 2025 school year, students will demonstrate 75% proficiency as evidenced by M-STEP scores.
  1. Teachers will continue use best-practice strategies in their classrooms including a 1.5-hour language arts block in grades 4 and 5, available text analysis class in grades 6-8, school-wide sustained silent reading, following the RMS curriculum.
  2. Teachers will administer the NWEA test, which provides diagnostic information to guide instruction and to create common assessments.
  3. Content area writing in all areas is regularly assigned and assessed to promote mastery of narrative, informational, and opinion writing.

### **b. Mathematics**

- i. By the end of the 2023 school year, students will demonstrate 50% proficiency as evidenced by M-STEP scores.
- ii. By the end of the 2024 school year, students will demonstrate 60% proficiency as evidenced by M-STEP scores.
- iii. By the end of the 2025 school year, students will demonstrate 75% proficiency as evidenced by M-STEP scores.
  1. Teachers will continue to promote number sense by conducting regular number talks, providing fact fluency learning experiences, and practicing addition and subtraction in various ways.
  2. RMS will use best-practice strategies in their classrooms including the 1.5-hour math block in grades 4 and 5. Grades 6-8 will continue to offer support classes for students who would benefit.
  3. Teachers will administer the NWEA test, which provides diagnostic information to guide instruction and to create common assessments.

*Guaranteed Learning for All Students!*



**c. Social Studies**

- i. By the end of the 2023 school year, students will demonstrate 50% proficiency as evidenced by M-STEP scores.
- ii. By the end of the 2024 school year, students will demonstrate 60% proficiency as evidenced by M-STEP scores.
- iii. By the end of the 2025 school year, students will demonstrate 75% proficiency as evidenced by M-STEP scores.
  1. In consultation with the MISD, teachers have created power standards aligned with the state social studies standards.
  2. Common assessments will be used to monitor student progress in each content standard.
  3. Teachers will conduct writing assignments to integrate social studies and language arts to promote greater support and growth.

**d. Science**

- i. By the end of the 2023 school year, students will demonstrate 50% proficiency as evidenced by M-STEP scores.
- ii. By the end of the 2024 school year, students will demonstrate 60% proficiency as evidenced by M-STEP scores.
- iii. By the end of the 2025 school year, students will demonstrate 75% proficiency as evidenced by M-STEP scores.
  1. All grade levels will follow the Next Generation Science Standards and will explore Physical Science, Life Science, and Earth and Space Science as appropriate for their grade level.
  2. Students will be evaluated using local common assessments and project-based rubrics developed by instructional staff.
  3. Teachers are provided learning experiences with the science consultants from the MISD.

**3. A brief Description of each specialized school**

- a. Special education students with highly specialized needs may be served in programs operated by the MISD and/or other local schools within Macomb County.
  - i. These students are educated at MISD schools including, Glen Peters School, Bozymowski Center, Lutz School for Work Experience, Maple Lane Elementary, Rockwell Middle School, and Neil Reid High School.
  - ii. Several students receive services through the Macomb Infant Preschool Program (MIPPs,) which is run by the MISD.

**4. Identify how to access a copy of the core curriculum, a description of its implementation, and an explanation of the variances from the State's model.**

- a. A copy of the Michigan Academic Standards is available at our website at <http://www.richmond.k12.mi.us>. Copies can be printed for you in the school office if you do not have access to a computer.
- b. Richmond Middle School is currently using the Michigan Academic Standards the written curriculum with no variances to the state's model.

*Guaranteed Learning for All Students!*



**5. The aggregate student achievement results for any local competency tests or nationally normed achievement tests.**

- a. Please see attached M-STEP data.
- b. Please see attached NWEA data.

**6. Identify the number and percent of students represented by parents at parent/teacher conferences.**

- a. 2021-2022 School Year: 72%
- b. 2022-2023 School Year: 73%

At Richmond Middle School, we continue to work toward high achievement in an academic environment conducive to learning. Teachers and students work rigorously to achieve academic excellence. Education is a shared responsibility, and we are grateful to our families and our community for partnering with us on this educational journey. Each year presents a different set of challenges and successes, and we look forward to working together as we continue to strive to be the best we can be.

Sincerely,

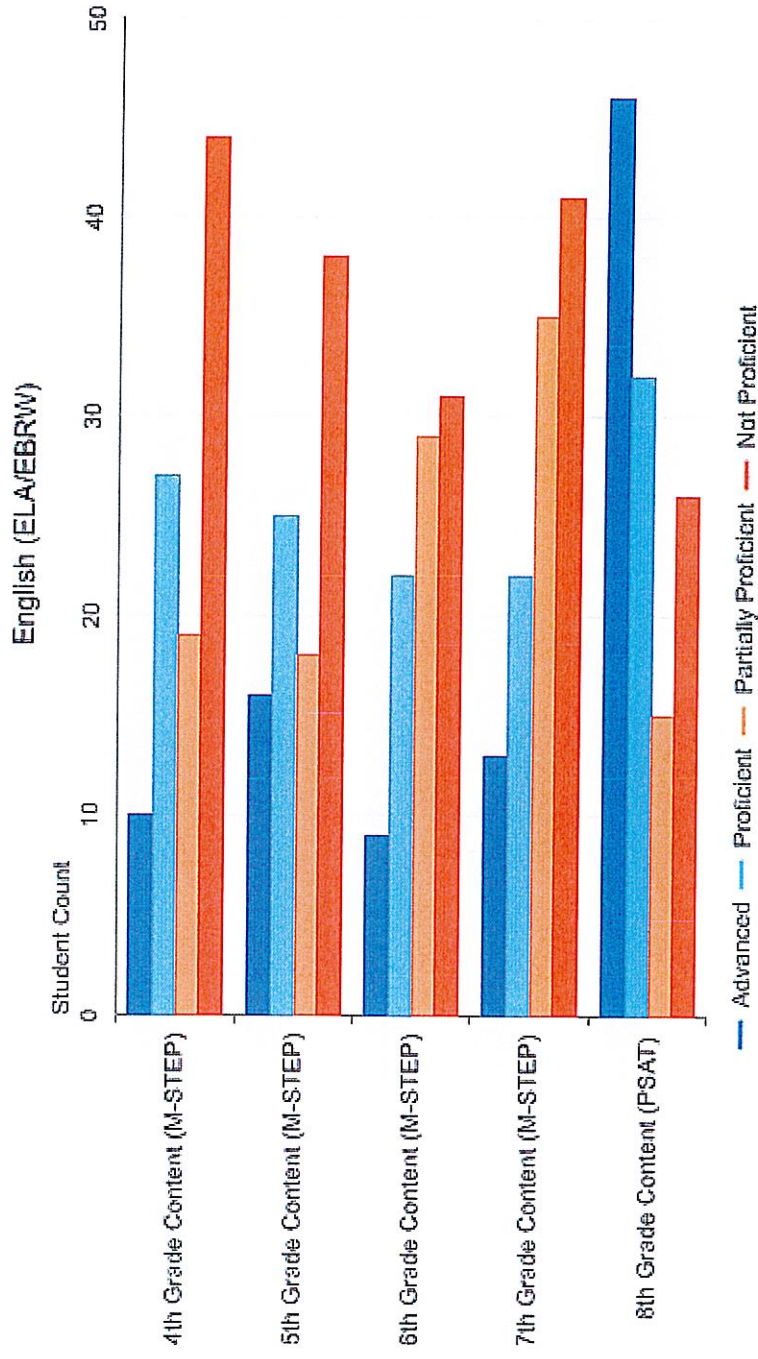
Ms. Jennifer Marella, Principal

*Guaranteed Learning for All Students!*



02/08/2023

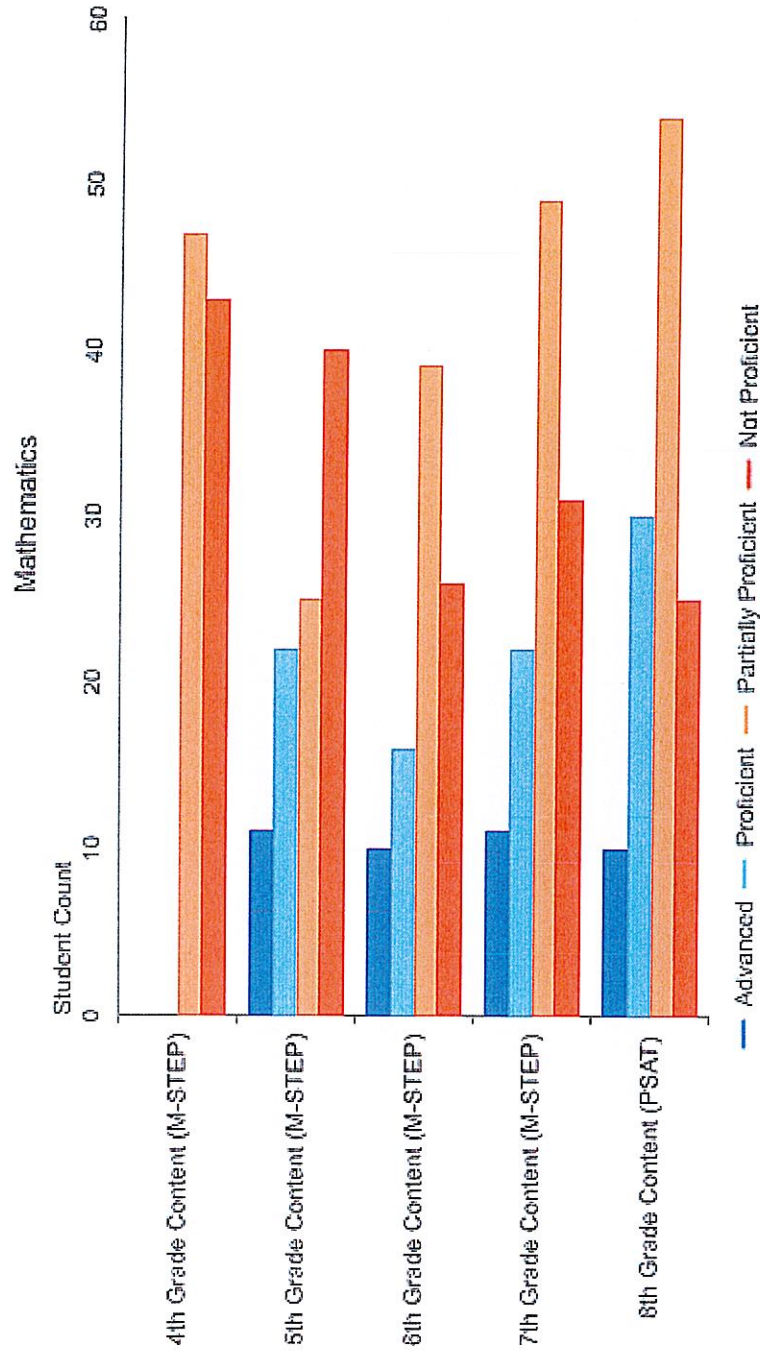
# Grades 3-8 Assessments: Performance Level Snapshot Richmond Middle School (05958): 2020-21 / M-STEP / All Grades (Compared) / ELA / All Students





02/08/2023

# Grades 3-8 Assessments: Performance Level Snapshot Richmond Middle School (05958): 2020-21 / M-STEP / All Grades (Compared) / Mathematics / All Students

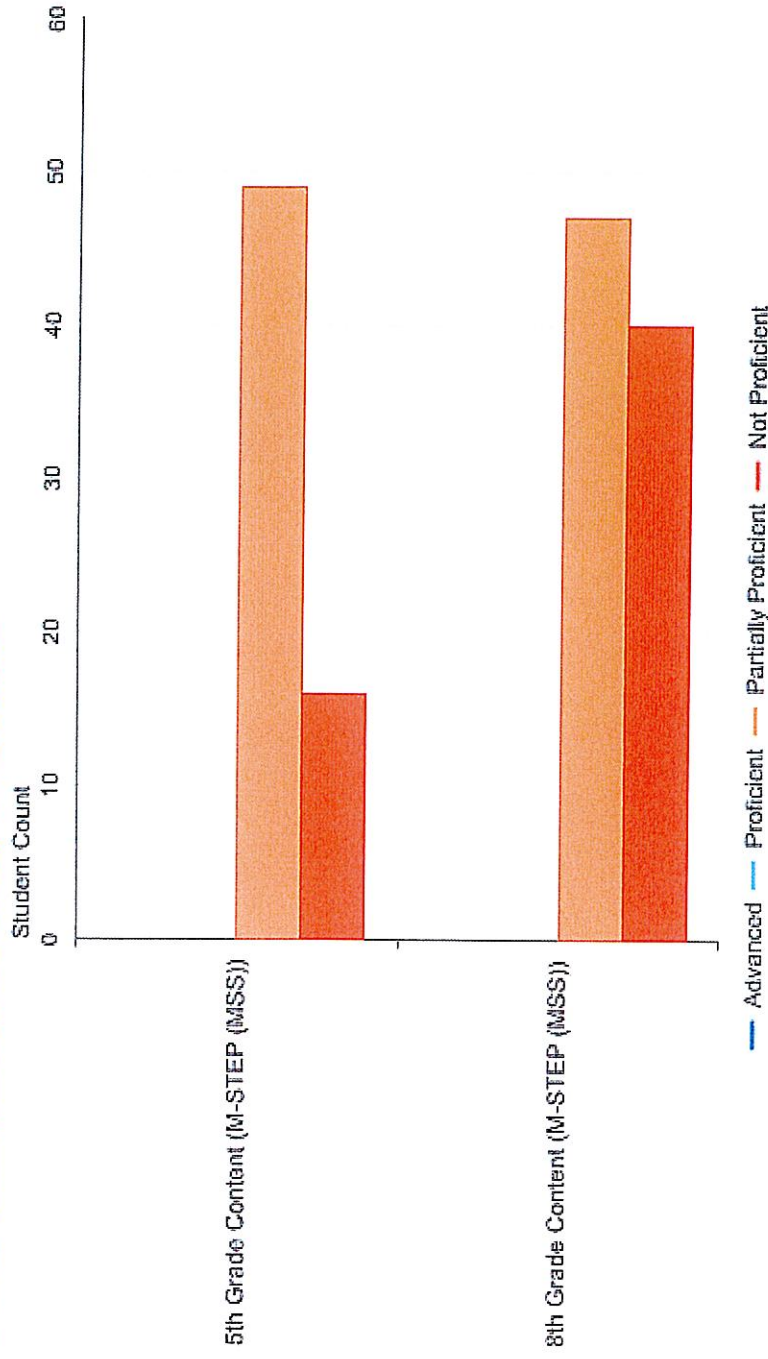






02/08/2023

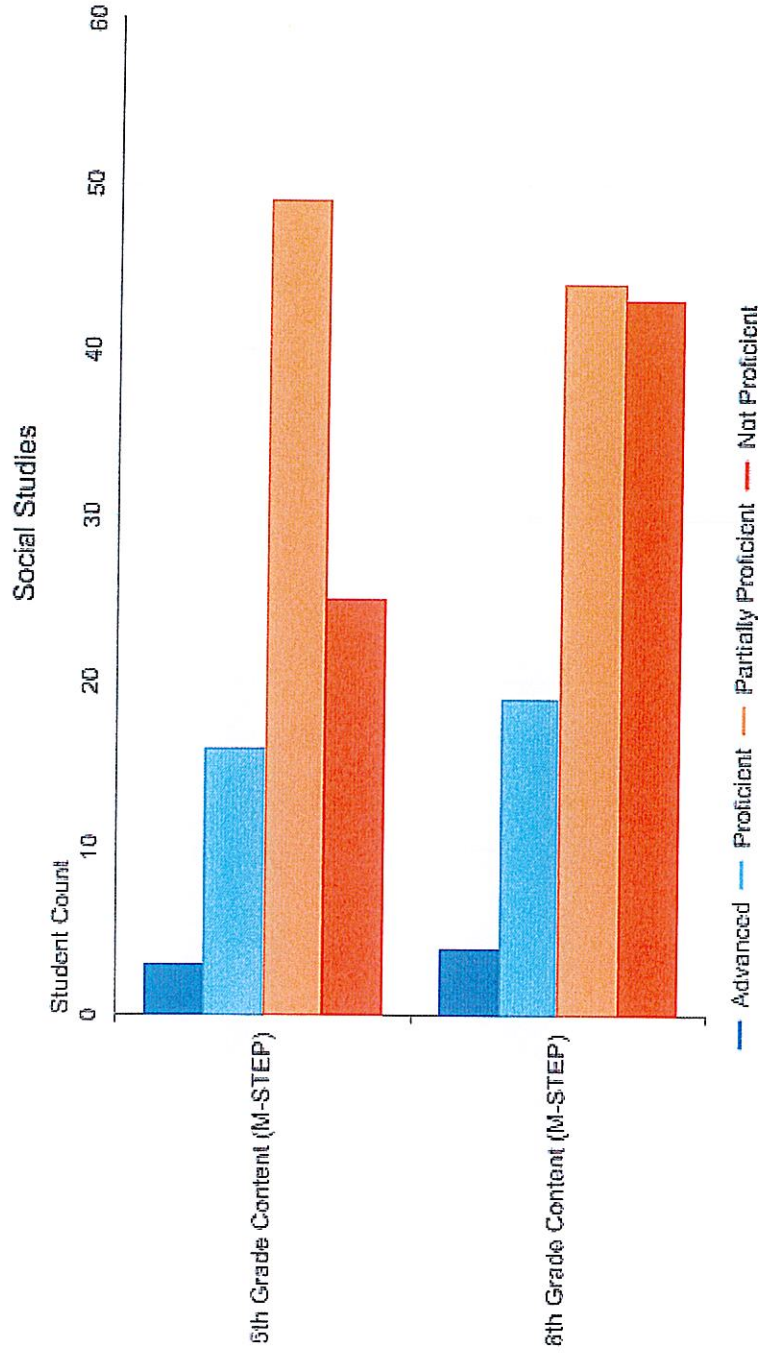
# Grades 3-8 Assessments: Performance Level Snapshot Richmond Middle School (05958): 2020-21 / M-STEP / All Grades (Compared) / Science / All Students





02/08/2023

# Grades 3-8 Assessments: Performance Level Snapshot Richmond Middle School (05958): 2020-21 / M-STEP / All Grades (Compared) / Social Studies / All Students

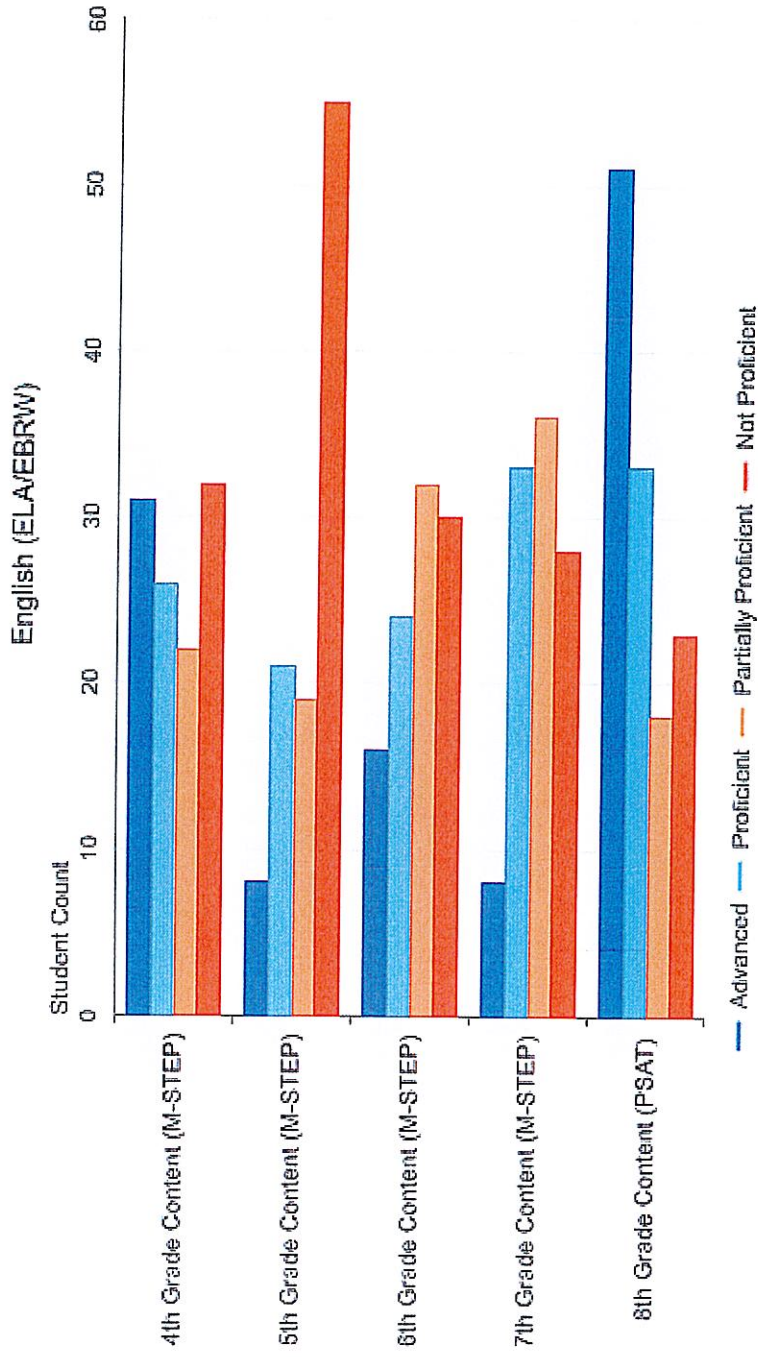






02/08/2023

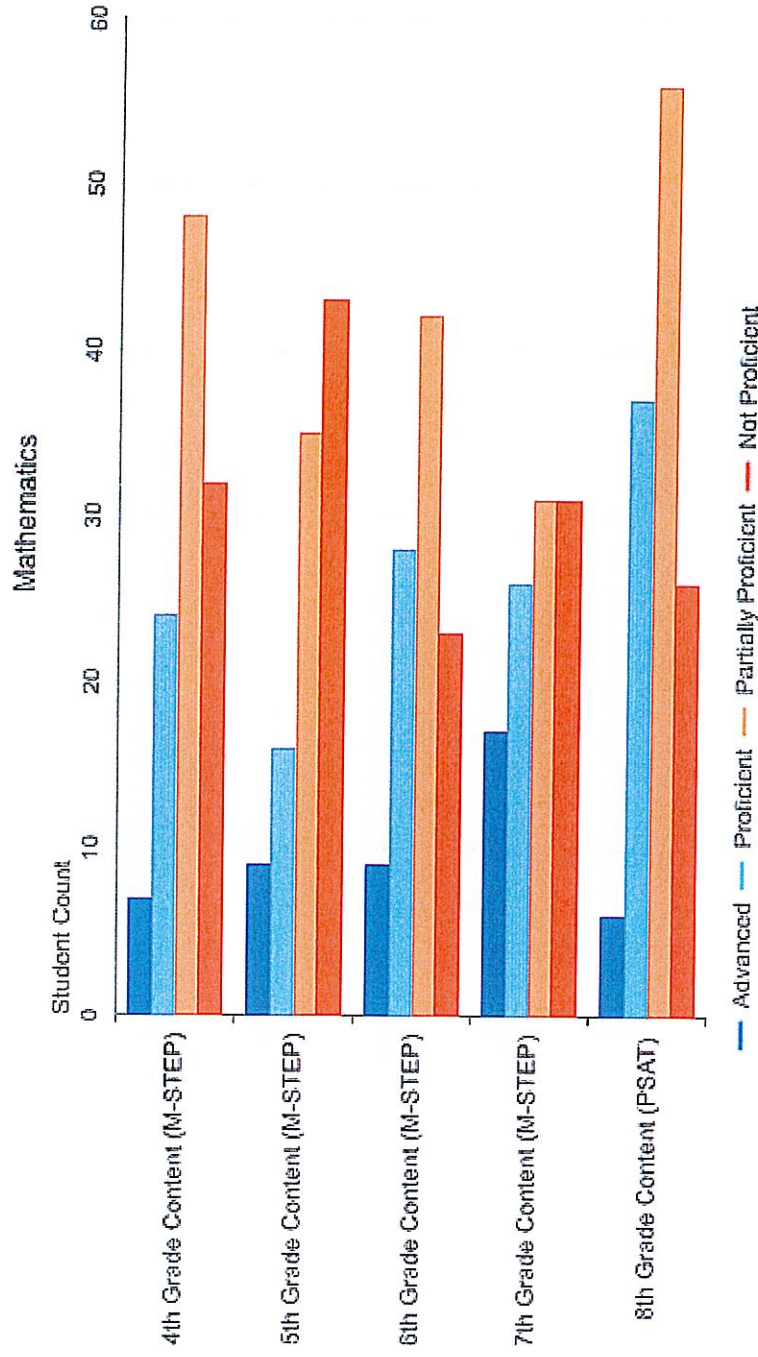
# Grades 3-8 Assessments: Performance Level Snapshot Richmond Middle School (05958): 2021-22 / M-STEP / All Grades (Compared) / ELA / All Students





02/08/2023

# Grades 3-8 Assessments: Performance Level Snapshot Richmond Middle School (05958): 2021-22 / M-STEP / All Grades (Compared) / Mathematics / All Students

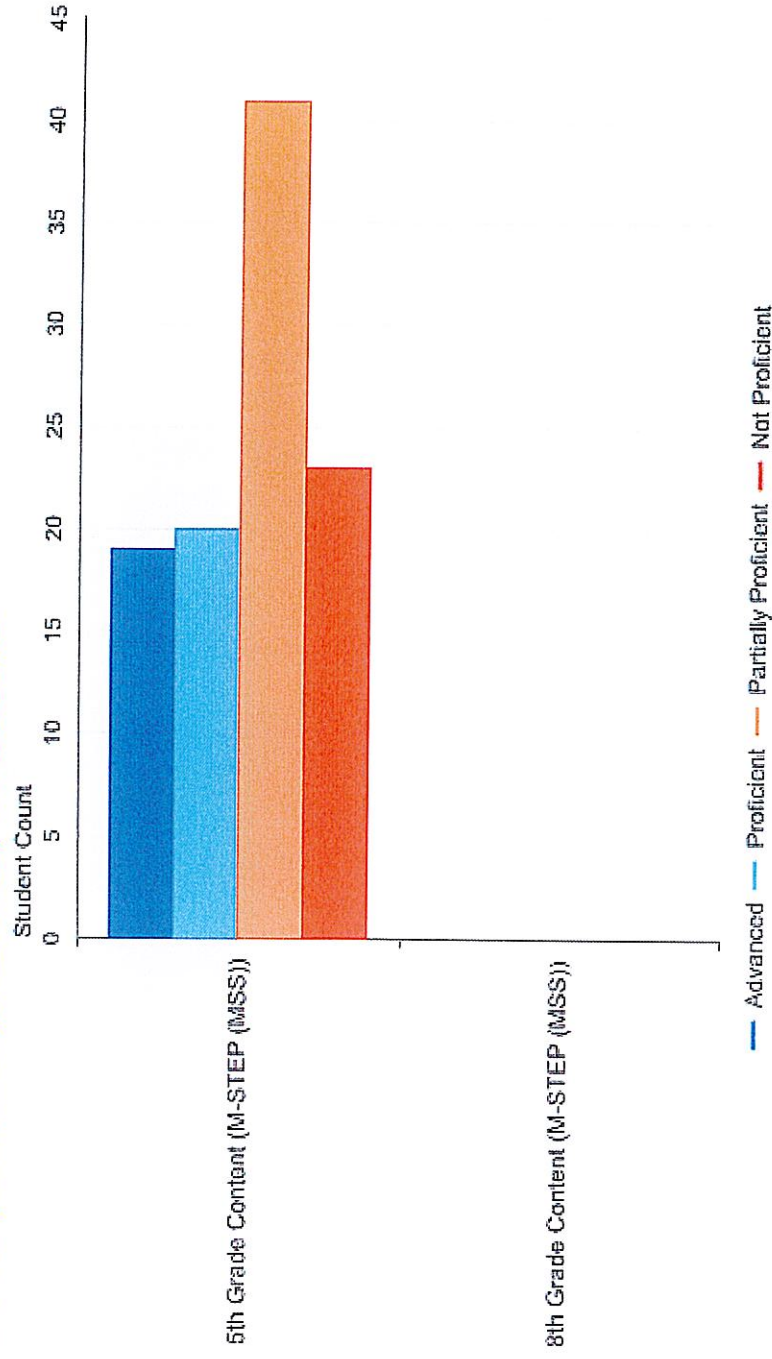






02/08/2023

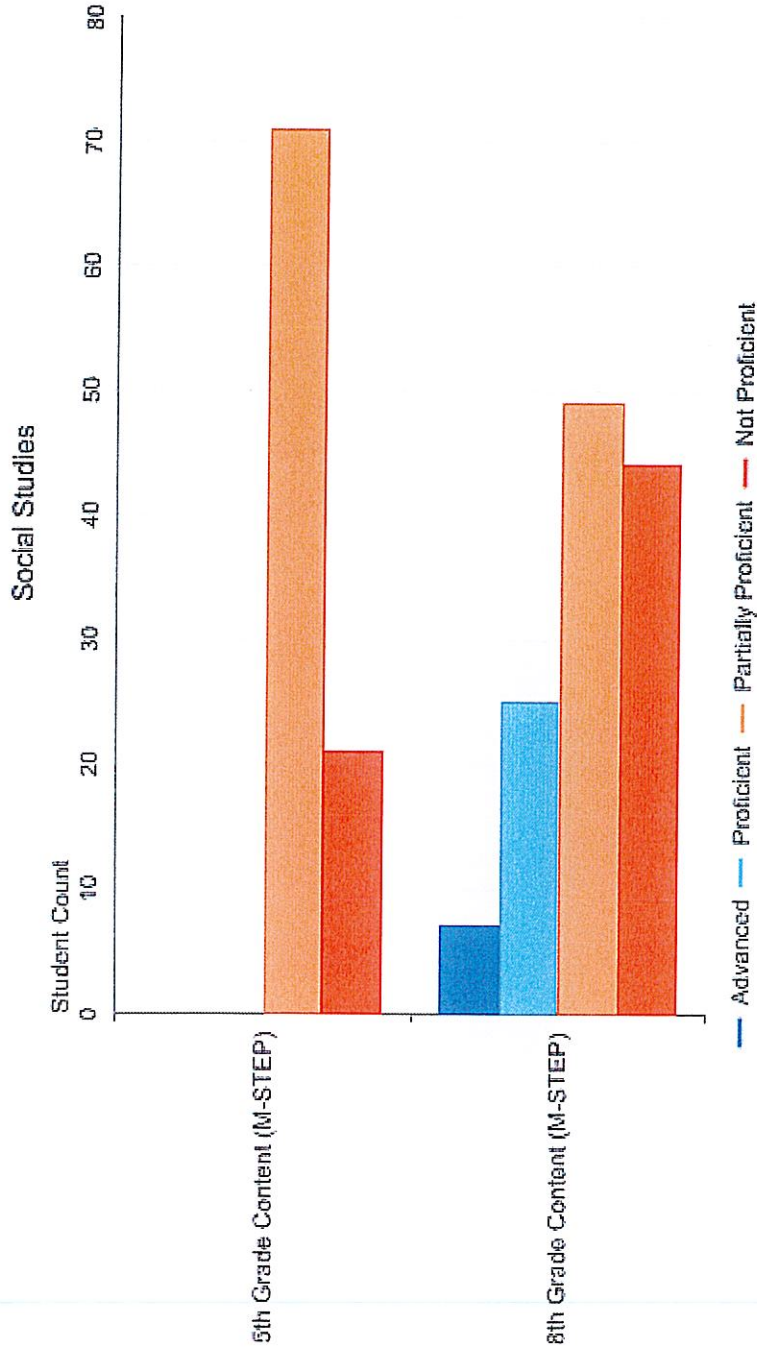
# Grades 3-8 Assessments: Performance Level Snapshot Richmond Middle School (05958): 2021-22 / M-STEP / All Grades (Compared) / Science / All Students





02/08/2023

# Grades 3-8 Assessments: Performance Level Snapshot Richmond Middle School (05958): 2021-22 / M-STEP / All Grades (Compared) / Social Studies / All Students





4th Grade						
	Math		Reading		Language Usage	
	Grade	Norm	Grade	Norm	Grade	Norm
Fall '21	196.8	199.6	194.8	196.7	196.1	197.3
Winter '22	201.7	206	199.2	202.5	200.2	202.9
Spring '22	206.5	210.5	205.4	204.8	203	205
Fall '22	204.8	209.1	203.1	204.5	201.7	204.2

5th grade

5th Grade						
	Math		Reading		Language Usage	
	Grade	Norm	Grade	Norm	Grade	Norm
Fall	206.1	209.1	200.6	205.5	203.5	204.2
Winter	210.8	214.7	205.4	209.1	204.4	208.4
Spring	212	218.8	204.4	211	206.5	210.2
Fall '22	210	214.7	207.6	210.2	207.9	209.4

6th grade

6th Grade						
	Math		Reading		Language Usage	
	Grade	Norm	Grade	Norm	Grade	Norm
Fall '21	211.5	214.8	209.1	210.2	209.7	209.4
Winter '22	216	219.6	211.2	213.8	211.8	212.8
Spring '22	220.8	222.9	212.2	215.4	213.1	214.2
Fall '22	220.8	220.2	211.6	214.2	212.1	212.6

7th grade

7th Grade						
	Math		Reading		Language Usage	
	Grade	Norm	Grade	Norm	Grade	Norm
Fall '21	218.3	220.2	211.2	214.2	213.8	212.6
Winter '22	222.2	224	213.2	217.1	213.1	215.3
Spring '22	225	226.7	215.5	218.4	217.5	216.5
Fall '22	225.5	224.9	217.8	218	217.4	215.5

8th grade

8th Grade						
	Math		Reading		Language Usage	
	Grade	Norm	Grade	Norm	Grade	Norm
Fall '21	221.3	225	214.4	218	214.9	215.5
Winter '22	223.8	228.1	217.4	220.5	217.5	217.7
Spring '22	226.4	230.3	217.4	221.7	218.3	218.7
Fall '22	223.4	226.4	213.1	218.9	216.6	216.7

9th grade